



Thermo Scientific Sorvall RC 6 Plus Superspeed Centrifuge

**Accelerating productivity
with superior functionality
and proven reliability**

Thermo Scientific Sorvall RC 6 Plus Superspeed Centrifuge

The Thermo Scientific Sorvall RC 6 Plus superspeed centrifuge is the perfect choice for high precision and high-throughput sample processing. Increase your productivity by reducing processing times with high speeds and g-forces. With a full range of lightweight and corrosion-resistant Thermo Scientific Fiberlite carbon fiber rotors – including the new Fiberlite® LEX rotor series – specialty rotors, and Thermo Scientific Nalgene and Nunc tube and bottles, the Sorvall® RC 6 Plus centrifuge system will provide reliability for years to come, even as your lab's applications research focus evolves.



Our Thermo Scientific Superspeed centrifuge solution incorporates:

- Sorvall RC 6 Plus centrifuge: combines advanced functionality, exceptional safety and proven reliability in a compact, user-friendly design
- Fiberlite carbon fiber rotors: lightweight, corrosion-resistant and long-life, offer the best investment over the long term and ease-of-use every day
- Nalgene and Nunc bottles and tubes: seamless integration with labware ranging from 10 mL tubes to the 1 L Nalgene wide-mouth centrifuge bottles

The Sorvall RC 6 Plus centrifuge is engineered to provide exceptional safety and flexibility. CE and CSA safety requirements are met without bolting the unit to the floor, making it easy to install or relocate within your facility.



Faster Separations for Greater Productivity

The Sorvall RC 6 Plus centrifuge is designed for maximum productivity, offering 4 liters of capacity with speeds up to 22,000 rpm (55,200 xg). Exceptional acceleration and deceleration rates deliver additional time savings.

Greater Applications Versatility

Available with an unprecedented array of fixed angle, swinging bucket/microplate and special purpose rotors to accommodate a wide variety of processing requirements. Fiberlite carbon fiber rotors further maximize centrifuge performance with versatility, speed and robust, corrosion-free design.

Advanced Functions

Array of separation and set-up modes to meet the most diverse research needs and ensure precise separations while maximizing your efficiency in the lab:

- Delayed-start and stop function
- Step-run mode
- Password-controlled access
- ω^2dt integrator function
- GMP/GLP data compliance management option

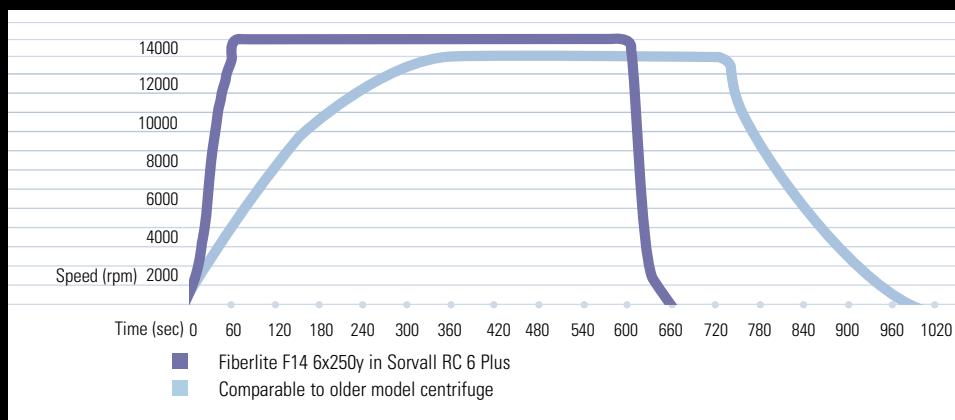
Sample and System Safety

Innovation in energy management and instrument stability enable the centrifuge to meet CE and CSA safety standards without the need to bolt it down to the floor. Additionally, the centrifuge's powerful refrigeration system can cool all rotors to 4°C at their top speeds, keeping samples from damage due to heat or freezing. Coupled with biocontainment certified Fiberlite rotors, the highest level of sample safety is achieved.

Time-Tested Reliability

Our Sorvall centrifuges are renowned for their reliability and long life, built to provide consistent results and maximum uptime, run after run, year after year.

Fast acceleration and deceleration rates in the Sorvall RC 6 Plus centrifuge ensure that samples experience optimal RCFs within the shortest period of time, increasing your throughput.



Outstanding Functionality for Research

In a busy, multi-user laboratory, you need a versatile superspeed centrifuge that can perform a wide range of separation protocols. The Sorvall RC 6 Plus centrifuge provides a full range of set-up options that allow you to adjust separation parameters to meet your precise application requirements.

The Sorvall RC 6 Plus centrifuge incorporates intuitive controls that make set-up and operation straightforward, even for inexperienced users. Access to powerful functionality requires just a few simple keystrokes, and the bright LCD screen allows you to monitor your set and run conditions at a glance.

Perform Step-Runs

The step-run function provides greater application flexibility and delivers better separations.

Ensure Run-to-Run Reproducibility

The ω^2dt integrator function applies the same total centrifugal effect to ensure reproducible separations, adjusting the run time to automatically compensate for variations in acceleration due to full or partial rotor loading, or voltage fluctuations, or even weather changes.

Control Runs by Speed or g-Force

In automatic RCF/RPM mode, set runs to a maximum speed or to a desired g-force; No protocol conversion is necessary.

Control Access

The user lockout feature limits centrifuge access to authorized users in a multi-user environment, requiring a password before the centrifuge will operate.

Program Convenient Start and Stop Times

The real-time control mode allows a delayed start/stop run. Schedule runs so that samples are ready when needed.

Set-Up and Recall Runs

Save time, steps, and reduce protocol entry errors by creating and storing up to 30 programs into memory, in either RPM or RCF mode.



GMP/GLP Data Compliance and Management

The GMP/GLP-compatible data management option for the Sorvall RC 6 Plus centrifuge offers traceability and quality control for biopharmaceutical processing needs.



Sorvall RC 6 Plus Centrifuge

Dependable Performance for Your Lab



User-Friendly Controls

- Intuitive operator keypad makes setting protocol parameters simple and straightforward
- Easily monitor set and run conditions on the bright LCD panel

Compact, Ergonomic Design

- Ideal for labs where space is limited
- Effortless loading and unloading with low deck height and a choice of eight light-weight carbon fiber rotors

High Speed, High Capacity Processing

4 liters of capacity and processing speeds of up to 22,000 rpm (55,200 xg)

Built for Reliability

Standard with a comprehensive 1-year warranty and special 5-year warranty on the refrigeration system

Optimized for Safety

- Meets CE and CSA safety standards without the need to anchor the unit to the floor
- Rotors featuring Bioseal technology for microbiological containment, certified by HPA, Porton Down, UK

Maximum Versatility

Diverse range of fixed angle - including Fiberlite carbon fiber - swinging bucket, and special purpose rotors





A Range of Rotors to Expand Application Versatility

Support multiple users and evolving research needs with an extensive range of rotors, supporting labware capacities from 0.25 mL microtubes up to 1 Liter bottles, and including Fiberlite carbon fiber rotors for a higher level of performance.

Additionally, rotors and accessories with Bioseal technology are approved for biocontainment with independent certifications by HPA, Porton Down, UK (formerly CAMR).

Swinging Bucket Rotors

- Select from four swinging bucket rotors with capacities up to 3000 mL for gentle sedimentations.
- For ultimate versatility, the SH-3000 rotor can process microplates, PCR plates/tube strips, and many commonly-used centrifugal filtration and purification devices.

Continuous Flow Rotors

- The TZ-28/GK rotor is designed for multi-liter cell culture harvesting or the collection of cell-free growth media containing secreted products such as proteins, hormones and vitamins.



Fiberlite Carbon Fiber Rotors

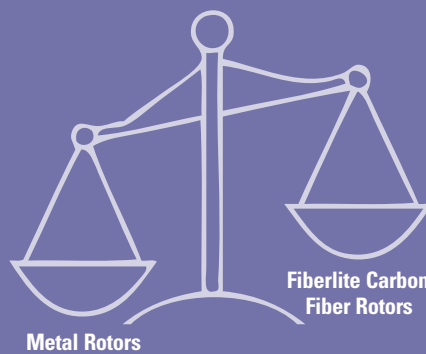
- **Enhanced productivity:** reduce run times and decrease wear of the centrifuge with carbon fiber rotors¹ – up to 60% less weight than metallic rotors.
- **Unequaled durability:** corrosion- and fatigue-resistance secures the rotor's structural integrity.
- **Secure investment:** built to last for virtually an unlimited number of run cycles, backed by a 15-year warranty.
- Full integration into our centrifuge software for simplicity of use and maximum performance for your application needs:
 - Perform separations in disposable conical tubes at up to 29,000 xg to reduce your sample processing steps and achieve significant time and cost-savings.
 - High-capacity rotors from 1 to 4 liters, supporting high-throughput pelleting.
 - High g-force rotors support small-volume processing applications, such as cell and tissue homogenate clarification, subcellular fractionation, DNA maxipreps, RNA separation, protein precipitation, and virus concentration.

¹ Based on a comparison with manufacturer's published specifications.

INTRODUCING the Thermo Scientific Fiberlite LEX Rotor Series

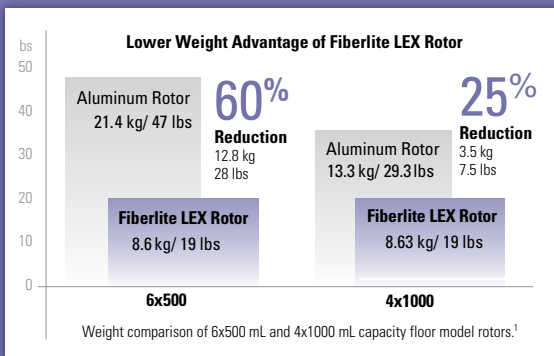
This next generation high capacity of Fiberlite rotors further advances the current carbon fiber design, combining even lower mass with low kinetic energy to deliver superior ergonomics with outstanding performance and safety.

- **Superior ergonomics:** Fiberlite LEX rotors are the lightest rotors available of their kind¹, with improved ergonomics for everyday ease of handling.
- **Exceptional performance:** The new Fiberlite LEX rotor series provides outstanding RCF performance, up to 24,500 xg for enhanced productivity.
- **Highest safety:** From sample protection with advanced, certified biocontainment sealing properties, to safety of equipment and lab personnel, Fiberlite LEX rotors are the top choice for a safe work environment.



Metal Rotors

Fiberlite Carbon Fiber Rotors



Thermo Scientific Rotors

Rotors for Sorvall RC 6 Plus Centrifuge

Cat. No.	Description	Capacity (Places x Volume, mL)	Max Speed (rpm)	Max RCF (xg)	Tube Size (range, mL)
Fixed Angle Rotors					
Fiberlite Carbon Fiber Rotors					
096-041053	F10-4x1000 LEX	4 x 1,000	9,500	16,880	8 – 1,000
096-062185	F12-6x500 LEX	6 x 500	12,000	24,515	8 – 500
46922	F13-14x50cy	14 x 50	13,000	28,960	10 – 50 conical
78500	F14-6x250y	6 x 250	14,000	30,074	3 – 250
096-124022	F18-12x50	12 x 50	16,500	38,725	1 – 50
096-064025	F20-6x100	6 x 100	20,000	43,904	1 – 100
46923	F21-8x50y	8 x 50	20,000	47,488	1 – 50
096-484020	F21-48x1.5	48 x 1.5	20,000	43,456	1.5
Aluminum Rotors					
07149	SLA-3000	6 x 500	11,000	20,450	35 – 500
08142	SLA-1500	6 x 250	14,500	31,916	3 – 250
76940	SA-800	8 x 100	19,500	42,138	1.5 – 100
28500	SA-600	12 x 50	16,500	39,412	1 – 50
28020	SS-34	8 x 50	20,000	47,808	1 – 50
18100	SA-300	6 x 50	22,000	52,326	1 – 50
76950	SA-512	32 x 16	18,500	44,040	1.5 – 16
29017	SM-24	24 x 16	20,000	49,461	1.5 – 16
27004	SE-12	12 x 14	22,000	50,486	1.5 – 14
27038	F-20/MICRO	32 x 1.5	20,000	51,427	0.25 – 1.5
46921	F22/MICRO	30 x 1.5/2	22,000	55,193	0.25 – 2
Swinging Bucket Rotors					
11796	SH-3000	4 x 750	4,700	4,579	1.5 – 750
11779		4 x 3 std. microplates	4,700	3,709	–
38018	HS-4	4 x 250	7,500	10,836	1 – 250
11860	HB-6	6 x 50	13,000	27,617	1 – 50
08296	SH-80	8 x 10	20,000	45,395	10
Continuous Flow Rotors					
52358	TZ-28/GK	1 x 1350	19,000	38,463	–

Rotors with Bioseal technology have been certified by the Health Protection Agency, Porton Down, UK (formerly CAMR).

Labware for Sorvall RC 6 Plus Centrifuge

Cat. No.	Description	Capacity (Places x Volume, mL)	Max Speed (rpm)	Max RCF (xg)
3140-1002	Nalgene Polycarbonate Superspeed Bottle	1,000	9,500	16,880
3141-1002	Nalgene Polypropylene Superspeed Bottle	1,000	9,500	16,880



Trust Thermo Scientific Nalgene and Nunc centrifuge bottles and tubes to deliver proven quality and performance. These products are manufactured in accordance with ISO 13485: 2003, cGMP and USP Class VI standards. You can find updated speed ratings and lot-specific product certification online. Available in a variety of resins and capacities from 10 mL to 2 L, Nalgene and Nunc™ bottles and tubes are a perfect fit with Fiberlite rotors and Thermo Scientific centrifuges.

Thermo Scientific Sorvall RC 6 Plus Superspeed Centrifuge

Specifications	
Maximum speed	22,000 rpm
Maximum RCF	55,200 xg
Maximum capacity	4 x 1,000 mL
Drive system	Brushless high frequency motor
Accel/decel rates	9/10
Speed range	300 – 22,000 rpm
Speed control accuracy	± 25 rpm
Temperature set range	-20°C to +40°C in 1°C increments
Temperature control	+2°C to +40
Temperature accuracy	±2°C
Ambient temperature range	+15°C to +40°C
Dimensions (H x W x D)	1132 x 752 x 835 mm (44.5 x 29.6 x 32.8 in)
depth without rear duct	685 mm (26.9 in)
height to top of deck	850 mm (33.4 in)
Weight	350 kg (770 lb)
Control	Microprocessor
Programmability	30 programs
Functions	Automatic RCF; ω^2dt Integrator; Real Time Control; Step-Mode Runs; Controlled Access; Pre-Cool
Run time	99 hr/59 min; Hold
Electrical	200/208/220/230/240 V (50/60 Hz), 30 A, single phase; 400/230 V (50/60 Hz), 25 A, 3 phase
Certification	CE and cCSAus certified

Ordering Information			
Model	Electrical Configuration	Plug	Cat. No.
Sorvall RC 6 Plus Superspeed Centrifuge	200-240V, 30 A, single phase, 50/60 Hz	NEMA 6-30P and IEC60309 CEE plug 32A-6h 2P+PE included	46910
Sorvall RC 6 Plus Superspeed Centrifuge	400/230V, 25 A, 3 phase, 50/60 Hz	IEC60309 CEE 32 A-6h 3P+N+PE	46915
GMP/GLP Serial port interface	–	–	S308886A

Worldwide Service and Support

We are committed to keeping your lab equipment working at peak performance levels. Our goal is to help you lower ownership costs, manage labs more effectively, and increase productivity.

Contact your sales representative to learn more about our service offerings, including service agreements, preventative maintenance, onsite field repair, depot repair, compliance services and educational services.



© 2009, 2011 Thermo Fisher Scientific Inc. All rights reserved. All trademarks are the property of Thermo Fisher Scientific Inc. and its subsidiaries. Specifications, terms and pricing are subject to change. Not all products are available in all countries. Please consult your local sales representative for details.

North America: USA/Canada +1 866 984 3766 (866-9-THERMO)

www.thermoscientific.com/superspeedsolutions

Europe: Austria +43 1 801 40 0, Belgium +32 53 73 42 41, France +33 2 2803 2180, Germany national toll free 08001-536 376, Germany international +49 6184 90 6940, Italy +39 02 95059 448, Netherlands +31 76 579 55 55, Nordic/Baltic/CIS countries +358 9 329 10200, Russia +7 812 703 42 15, Spain/Portugal +34 93 223 09 18, Switzerland +41 44 454 12 12, UK/Ireland +44 870 609 9203

Asia: Australia +61 39757 4300, China +86 21 6865 4588 or +86 10 8419 3588, India toll free 1800 22 8374, India +91 22 6716 2200, Japan +81 45 453 9220, New Zealand +64 9 980 6700, Other Asian countries +852 2885 4613, **Countries not listed:** +49 6184 90 6940

BRCFGRC6PLUS 0511